

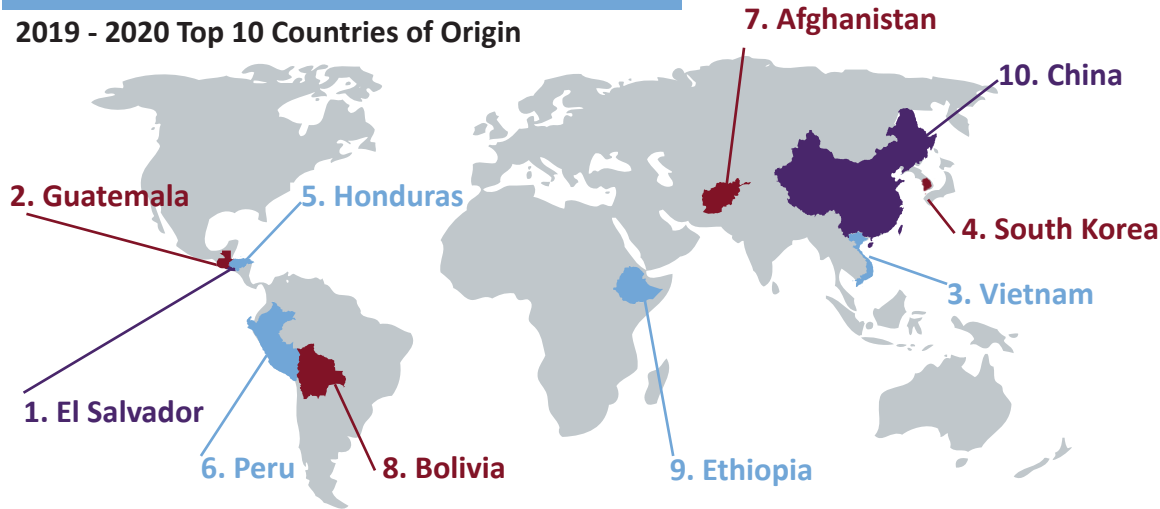
Literacy Council of Northern Virginia Learners



Every year, LCNV welcomes **1,500** learners from **90** different countries and speak more than **50** different languages.

LEARNER DEMOGRAPHICS


2019 - 2020 Top 10 Countries of Origin



2019 - 2020 Top 10 Languages of Origin

- | | | | | |
|------------|-----------|---------------|-----------|------------|
| 1. Spanish | 2. Arabic | 3. Vietnamese | 4. Korean | 5. Dari |
| 6. Amharic | 7. Somali | 8. Chinese | 9. Farsi | 10. Pashtu |

LEARNER FACTS



- **71%** are female and **81%** of all learners are between ages 25-59

- **1,461** dependent children have parents in LCNV's programs



- **60%** of LCNV's population lives below the poverty level (\$25,750 for a family of four in 2019), over **80%** percent lives under 200% of the poverty level

- **60%** are working one or more jobs



- **37%** of learners had nine years or less of education before coming to LCNV.

9 yrs or less education

SERVICE AREA


Offering classes at 15 locations throughout Northern Virginia, LCNV's 450 square-mile service area includes Fairfax and Arlington Counties, as well as the Cities of Fairfax, Falls Church and Alexandria



LEARNER ACHIEVEMENTS

After a semester, LCNV's learners achieved many significant goals. In 2019, over **81%** of our learners achieved two or more goals, such as:

- 1072** improved employability skills
- 881** entered/retained employment



908 learners achieved personal goals such as reading to their children, navigating the internet, and carrying out English conversations

538 increased involvement in communities, **39** learners registered to vote or voted for the first time



820 students improved technology skills

More than **90%** of Family Learning Program (FLP) learners increased their involvement in their children's education or literacy activities

